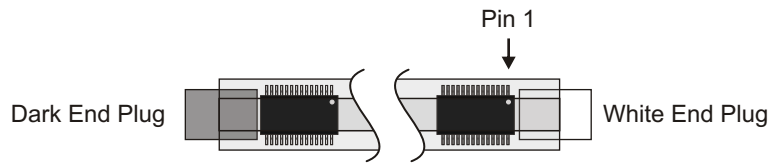


Package requirements 2-28-2006

## SX28AC/SS



### 1. Test SX28AC/SS chips



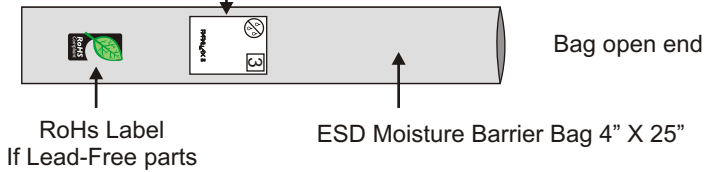
Put 48 tested chips in each tube  
 (Do not leave out of the Sealed Moisture Barrier bag for more than 24 Hours)



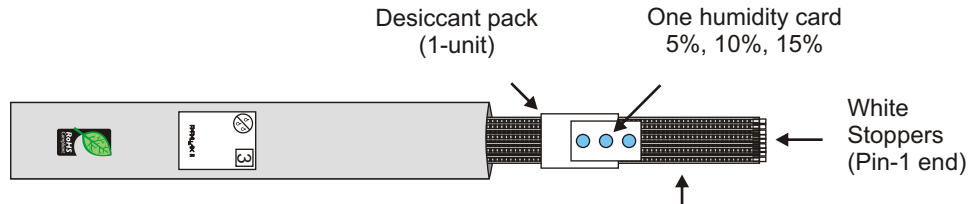
ESD Moisture Label (Level 3)

Write: Stock Code, Quantity, Lot No., IC Date Code and Date chips first sealed (from previous bag)

### 2. Label Bag




### 3. Bag chips



Put 21 tubes in each bag  
 (21 tubes = 1,008 chips per bag)



### 4. Seal Bag



### 5. Box and Label

