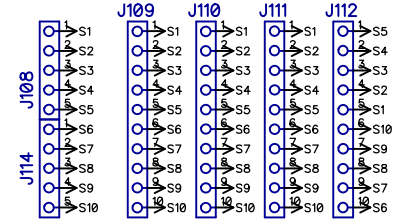
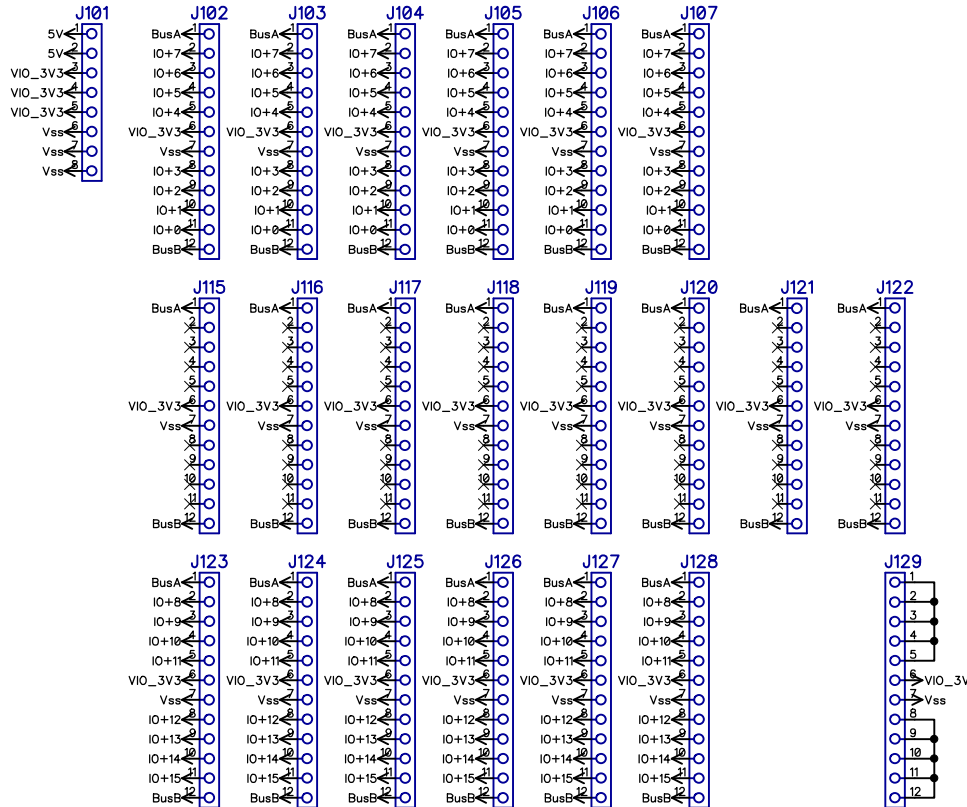
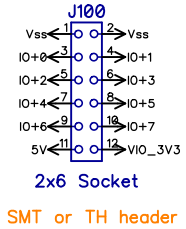


Protoboard / Breadboard

Connection to P2-EVAL

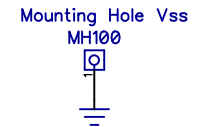
Prototype area

SMT footprints



0.5mm, 0.65mm, 0.95mm, 1.27mm

Mounting hole



BOM only - mfg

PCB100
PCB for P2 Eval Prototype Board

For breadboard use: Add headers to J02, J128 & J129 then insert mini-breadboard (700-00012) between.
Also consider adding headers to J101, J108 and J114

Parallax Inc.
599 Menlo Drive
Rocklin, CA 95765

(916) 624-8333
<http://www.parallax.com/>

Parallax P2X8C4M64P-ES Prototype & Breadboard

ENGINEERING SAMPLE
PRE-PRODUCTION EVALUATION

Copyright 2018 Parallax Incorporated. All Rights Reserved.

Part Number: 64005-ES
Revision: A

Last Update: 18 Dec 2018 (MM)