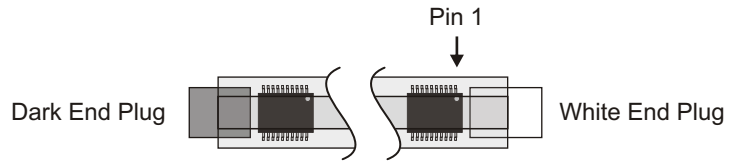


Package requirements 2-28-2006

## SX20AC/SS



### 1. Test SX20AC/SS chips



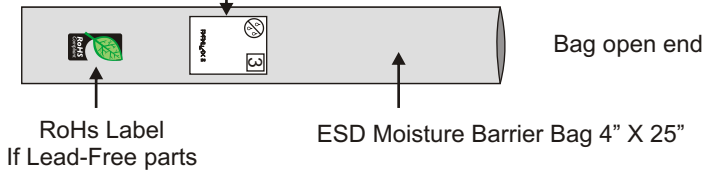
Put 67 tested chips in each tube  
 (Do not leave out of the Sealed Moisture Barrier bag for more than 24 Hours)



ESD Moisture Label (Level 3)

Write: Stock Code, Quantity, Lot No., IC Date Code and Date chips first sealed (from previous bag)

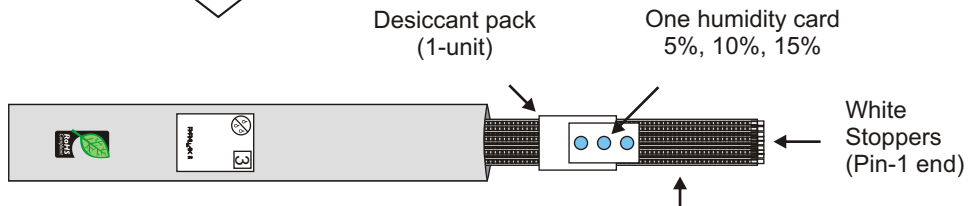
### 2. Label Bag



RoHS Label  
 If Lead-Free parts



### 3. Bag chips



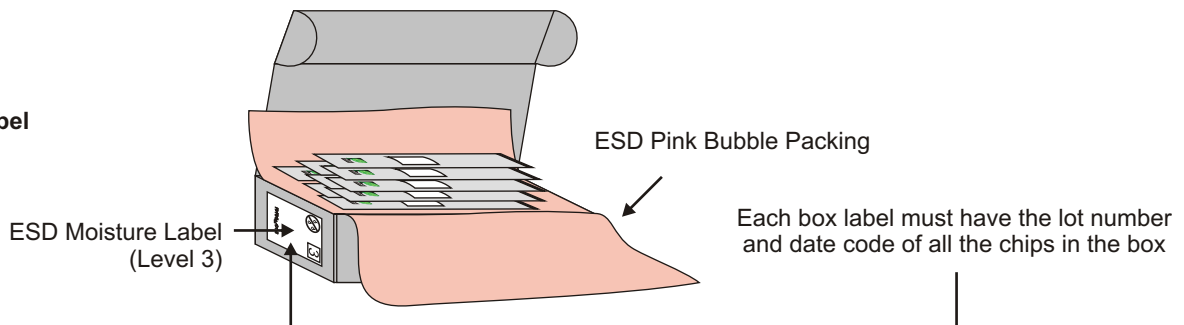
Put 15 tubes in each bag  
 (15 tubes = 1,005 chips per bag)



### 4. Seal Bag



### 5. Box and Label



Each box label must have the lot number and date code of all the chips in the box